


Continuing Momentum and Increasing Market Share

The Softwood Lumber Board's vision is to have softwood lumber based building systems become the preferred material choice in the built environment.

1.6 BILLION BOARD FEET OF INCREMENTAL DEMAND **IN 2020 ALONE.**



8 NEW JURISDICTIONS

including cities and states across the country, with the support of the AWC, are in the rule-making process or have showed interest to the 2021 IBC allowing for taller mass timber building.

STRONG MARKETS SUPPORT STRONG COMMUNITIES.

The softwood lumber industry supports more than **775,000 direct and indirect jobs** in lumber harvesting and manufacturing, including the economic impact of 546 operating mills in 45 states.

MORE THAN 115,700 HOURS of education were taken by pros in 2020, a **7% year-over-year increase**. The SLB-funded program's offerings kept key target audiences engaged in the virtual world.

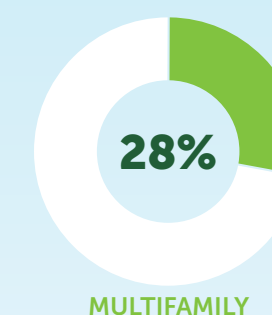
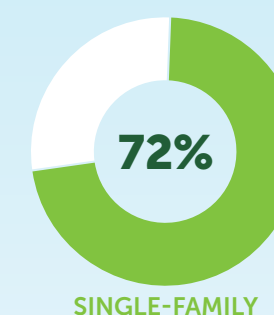


THE WOOD INSTITUTE WAS LAUNCHED IN JULY

The first industrywide e-learning platform for architects, engineers, contractors, and building code officials to learn about wood design and construction features a catalog of 110 courses from the AWC, Think Wood, and WoodWorks and ended 2020 with 1,200 registered users.

IN 2020
1.38 MILLION

housing starts took place, an overall 7% increase from the previous year. Single-family starts increased by **11.7% compared with multifamily**, which saw a decrease year-over-year.¹



ACCORDING TO THE NAHB, THE HOME RENOVATION AND REMODELING MARKET SAW **A 6% INCREASE IN 2020**,

with more people spending time at home because of the pandemic. Updates to bathrooms, decks, and kitchens topped the list of projects homeowners were interested in during the year.²



RESPONSIBLE FOREST MANAGEMENT

has resulted in more than 50 consecutive years of net forest growth.



Currently,
35 JOBS
are supported for every 1 million board feet processed.

THE CARBON BENEFIT FOR 2020 REPORTED PROJECTS

is the equivalent to taking **945,100 cars off the road for a year** or 4.5 million metric tons of carbon dioxide.

3 NEW TREES PLANTED FOR EVERY 1 HARVESTED
Strong markets for lumber keep forests as forests.



2012-2020

CUMULATIVE IMPACT

THE SLB CREATES MORE DEMAND FOR LUMBER




7.9+ BILLION BOARD FEET

of new demand has resulted from SLB investments since 2012.

Incremental
73 BOARD FEET

generated for every \$1 invested since 2012.



The SLB has generated
\$3.3 BILLION OF REVENUE since 2012.



Average return of
\$30.62 : \$1 invested since 2012.

SLB®
SOFTWOOD LUMBER BOARD

¹<https://www.nahb.org/news-and-economics/industry-news/press-releases/2021/01/Housing-Starts-End-2020-Strong-Risks-Ahead>

²U.S. Bureau of Economic Analysis (BEA): National Income and Product Accounts (NIPA) and NAHB forecast